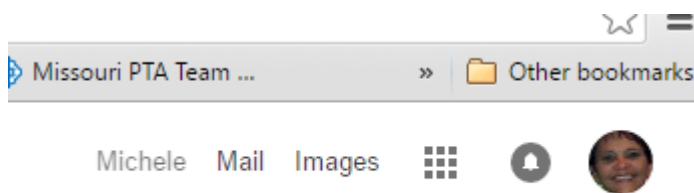
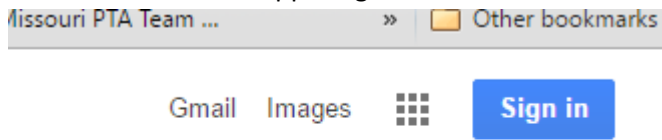


How to Create A Gmail Account

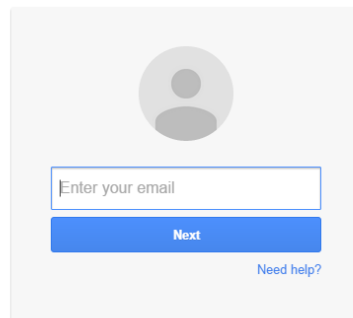
1. Go to www.google.com
2. Click on GMail in the upper right hand corner.



3. Now click Create Account

Google
One account. All of Google.

Sign in to continue to Gmail

A screenshot of the Gmail sign-in form. It features a grey circular profile picture placeholder, a text input field with the placeholder text "Enter your email", a blue "Next" button, and a blue link for "Need help?".

[Create account](#)

One Google Account for everything Google



4. You will enter the information as requested. If the email address you are trying to create has been taken Google will tell you, and you will have to come up with another one. For the birthday enter your birthday or you can enter the date your school was founded.

Name

Someones Middle Sch PTSA

Choose your username

someonesmiddleschoolpta @gmail.com

Create a password

.....

Confirm your password

.....


Birthday

Month Day Year

Gender

Other

Mobile phone

 ▾

Your current email address

micheler@mopta.org

Prove you're not a robot

5. Click the Check box and then click next step. Once your email address is created, you will be logged in to google.